

OUTDOOR STAINLESS STEEL MIRROR – 32 INCHES



HD Mirror
304 Stainless Steel Material



Galvanized Steel Sheet

SPECIFICATIONS

MIRROR LENS	:	304 STAINLESS STEEL 0.6MM
MIRROR BACK	:	MIRROR BACK : GALVANIZED SHEET ORANGE RIM ONLY (OPTIONAL WITH STRIPES)
ACCESSORIES	:	HOT-DIP GALVANIZED HOLDER

PACKAGING AND ACCESSORIES



High
definition



Sun
protection



Strong
toughness

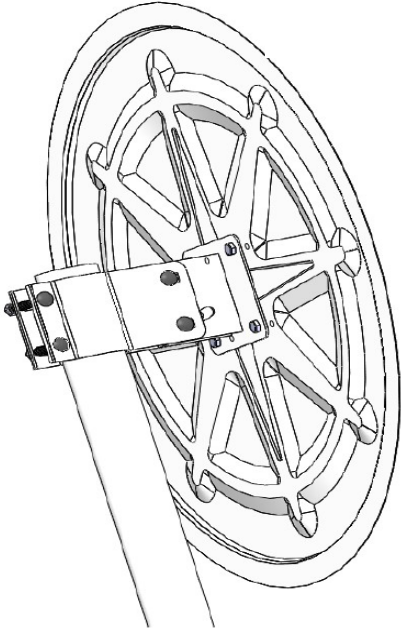


Thick
and solid

The mirror surface is made of 304 stainless, a food-grade material; The imaging is clear without distortion, making it safer and more durable.

Both the brim and the mirror surface are covered with protective films, which are easy to remove and leave no glue residue.

PRODUCT INSTALLATION

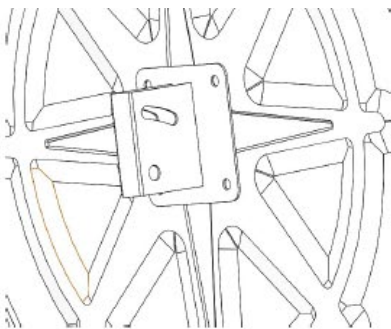


Note: The mirror surface is protected by a layer of film which can be removed when you have finished installing the mirror.

Installation Steps

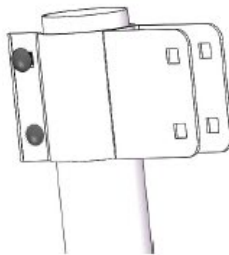
Step 1:

Fix the accessories to the back of mirror with bolts. Make sure that the arc hole is down.



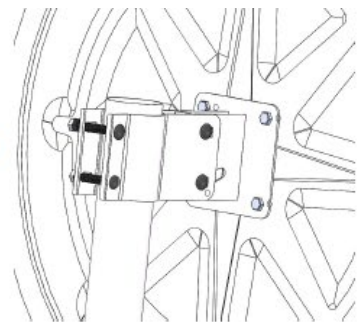
Step 2:

Use M12 Bolts to connect the Brackets to the pole, and adjust them to a suitable position.



Step 3:

Connect the L Parts fixed into the mirror back to the Brackets with M12 Bolts, adjust the angle and position, then screw them in.



Caution

When cleaning the mirror, carefully use a soft cloth dampened with water, then dry it with cotton or soft tissue. Do not use any escharotic on the mirror surface.

CONTACT US NOW

Tel : +65 6777 2828
WhatsApp : +65 8943 5150
Website : <http://www.astrolsecurity.net>
Email : hello@astrolsecurity.net
Address : 18 Boon Lay Way #03-98/99 TradeHub 21 Singapore 609966