

Model: BR500 series

# intelliBARRIER

INTELLIGENT VEHICLE BARRIER GATE


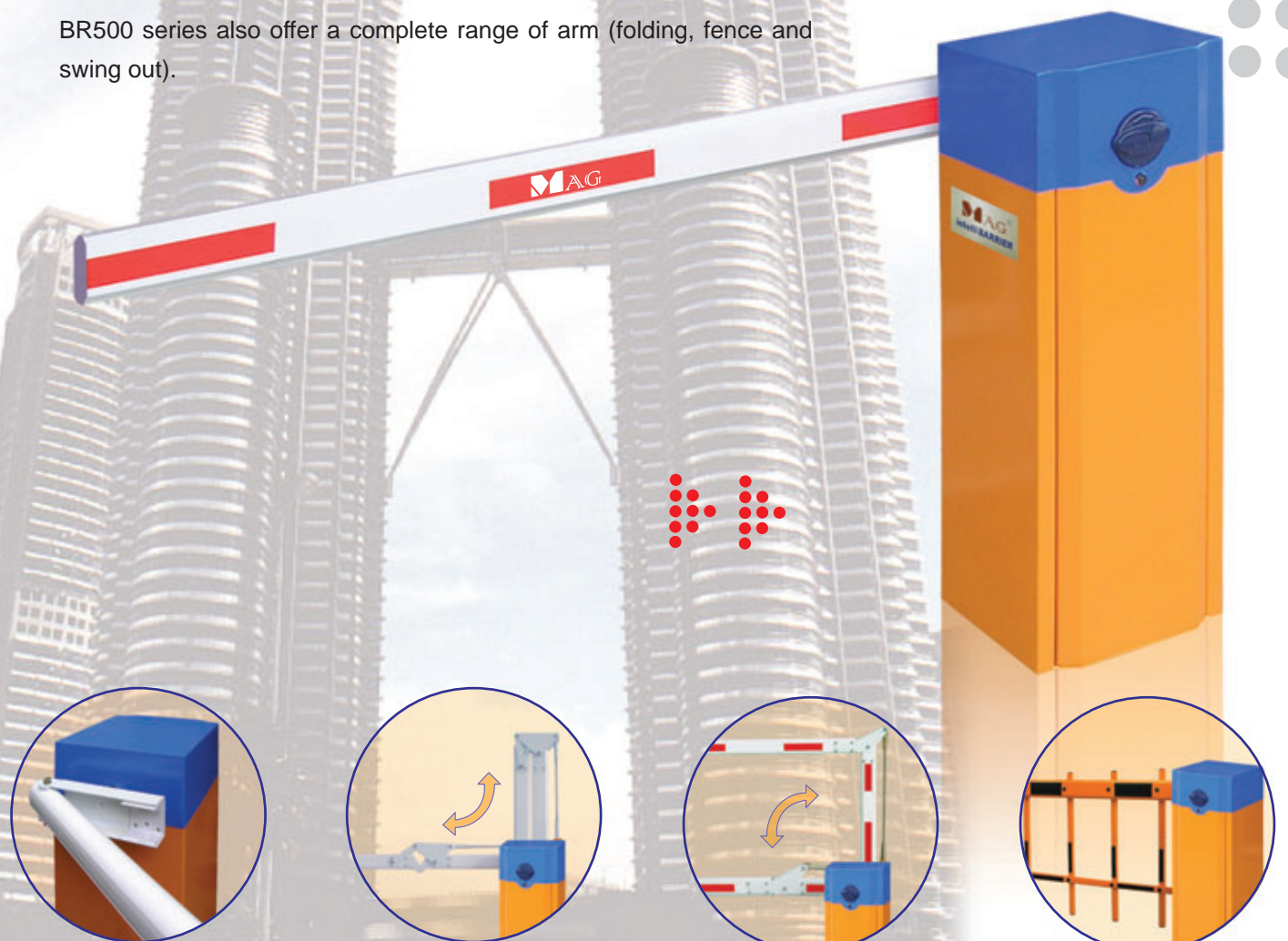

Effective vehicle traffic and parking access control for residential, commercial & industrial application

MAG intelliBarrier gate is designed using innovative technology and manufactured with precision machinery to guarantee satisfaction in quality and reliability for years to come.


MAG intelliBarrier gate has been lab tested for more than 2.5 millions opening / closing and still without any degrade in performance. No limit switch design minimizes mechanical wear and enhances barrier life time.

BR500 series also offer a complete range of arm (folding, fence and swing out).

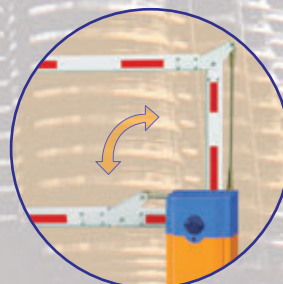
Intelligent  
Innovative  
Heavy duty



Swing out arm



Folding arm 180°



Folding arm 90°



Fence arm

# BR500 series intelligent vehicle barrier gate system.

# Features:

### Intelligent



### Safety



### Heavy duty



### Easy to use

Intelligent processor auto detect open / close accurately without limit switch.

Unique lever design and smart motor control eliminate bouncing at end position and allow swift arm movement.

Clutch can be conveniently released for manual operation without opening top cover.

AC motor is more powerful and maintenance free.

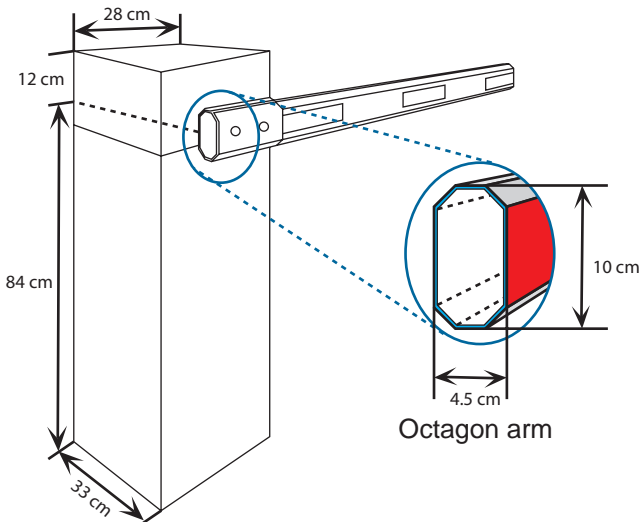
Arm is self-locked even at power failure to avoid tampering. Arm will auto-reverse when hitting an obstacle during closing. Arm will swing out if hit directly (only BR510).

Additional photo beam and traffic light (red & green) can be added to further enhance safety. Built-in MCB to protect against electric hazard.

Sturdy and strong housing (2.5 mm thickness mild steel). Housing is polished, phosphorized and further finished with plastic coating to ensure long lasting bright colors.

## Technical specification:

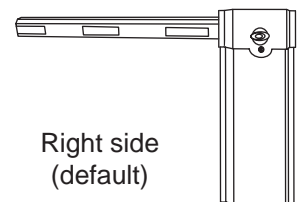
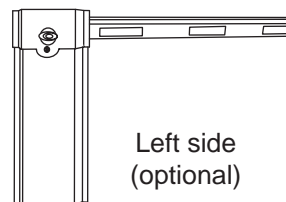
Description	Parameter
Mechanical temperature	-40° to 75 C
Electrical temperature	-10° to 75 C
Power supply input	220V ± 10% AC, 50 / 60Hz
Power consumption	80 watt
Relative humidity	< 90%
Arm speed	1 , 3 , 6 second
Internal lubrication	Grease



## Ordering info:

Description	Model no.	BR510	BR530	BR560
Open/close speed		1 sec	3 sec	6 sec
Max straight arm		3 M	4.5 M	6 M
Arm swing out		Yes	No	No
<b>Additional accessories</b>				
BR 5A90, Folding arm 90°		NA	3 M	5 M
BR 5A180, Folding arm 180°		NA	3 M	5 M
BR 5AFE, Fence arm		NA	3 M	4.5 M

\* M = Meter, sec = second



Authorized dealer