

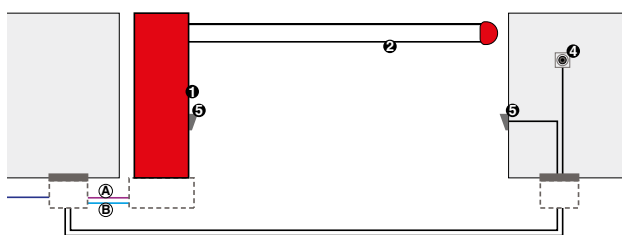
Hybrid automatic barrier for beams measuring 2 to 8 m

- Hybrid technology: Hydraulic + Brushless motor
- Barrier with "unlimited" springs: over 2,000,000 continuous use cycles without special maintenance
- Extreme logistics optimisation: only one barrier model and two springs for sectional beams measuring 2 to 8 m, right or left version and for different speeds
- Removable housing available in 4 colours or stainless steel
- High opening speed (selectable electronically): from 1.5 seconds for 2 m gateways up to 6 seconds for 8 m gateways.
- Easy-to-program and technologically advanced control unit: Integrated encoder (with reverse in the event of obstacle), two integrated Loop Detectors, assorted Master/Slave logics and management (opposing barriers)
- Integrated flashing LED traffic light with anti-vandalism system and LED lights for beam (accessories)
- Compatible with 620 and 640 foundation plate (Retrofit)



**Available starting
May 2012**

TYPICAL INSTALLATION EXAMPLE



- **(A) Low voltage cabling**
■ 3 cables 3x0.5
- **(B) Power cabling (230V)**
■ 1 cable 2x1.5+T

N.B: Cable sections in mm²

Ref.	Q.ty	Description of material	Item code	Kit
①	1	B680 barrier body with built-in E680 control unit	104680	Not available
①	1	RAL 3020 Red housing	416016	
①	1	Foundation plate	490139	
①	1	L pocket and balance screw	428437	
②	1	L coupling	428616	
②	1	Initial beam L 4 m	428048	
②	1	Final beam L 4.3 m	428051	
①	1	Integrated flashing traffic light	410022	
	1	Beam light connection kit	390992	
	1	LED luminous cord package containing 11 m	390993	
①	1	RP 433 SLH receiver board	787824	
	1	XT2433 SLH LR two-channel transmitter	787007	
⑤	1	XP15B photocell pair	785149	
	1	Aluminium columns for XP 15B (maximum height 628 mm)	401039	
	1	Found. plate for XP15B columns	737637	
④	1	T10 key button	401010001/36	
	1	Support fork for beams S/L	728487	
	1	Fork support plate	737621	
	1	Reflective strip kit	490117	

B680H from 2 m to 8 m

Model	Use			Control unit	Item code
	Beam length (m)	Opening time (s)	Use frequency (%)		
Upright B680H	From 2.3 m to 8.3 m	From 1.5 s (2 m) to 6 s (8 m)	Continuous (100%)	Built-in E680	104680

The B680H upright package includes: barrier upright with control unit and absolute encoder, hydraulic motion transmission system, accessories for installation, triangular release key.
It DOES NOT include the pocket and balance spring (sold together under another part nr.).

DIMENSIONS AND TECHNICAL SPECIFICATIONS B680H

Power supply voltage	100 to 240 Vac 50 (60) Hz
Electric motor	Brushless 36 Vdc
Absorbed power	240 W
Absorbed current	1.1 A (a 230 V)
Motor rotation speed	1,000 to 6,000 r.p.m.
Pump flow rate	3,2 l/min (max)
Electronic deceleration	Absolute encoder
Operating ambient temperature	-20°C to +55°C
Weight	85 kg (65 kg upright + 20 kg housing)
Type of oil	FAAC HP OIL
Barrier body treatment	100 micron epoxy zinc-plating anti-corrosion treatment + paint
Protection class	IP44
Type of beam	Round with safety edge and designed to fit lights
Dimensions (L x D x H) in mm	469x279x1100 (see drawing)



CONTROL UNITS



Built-in E680 electronic board
Technical specifications page 150

SPECIFIC ACCESSORIES



RAL 3020 Red housing

Item code 416016



RAL 5011 Blue housing

Item code 416017



RAL 9010 White housing

Item code 416018



RAL 9006 Grey housing

Item code 416019



RAL 9006 stainless steel housing

Item code 416020

B680H

S: UP TO 5 m PASSAGE (5.3 m BEAM)

Accessories for S round beams depending on net gateway clearance	Lights	Skirt	Foot
up to 4.5 m	X	X	X
from 4.5 to 5 m	X		
from 4.5 to 5 m sectional (with coupling)			

- All beams are supplied with protective rubber on the bottom side and designed to fit lights on the top side. Reflective strips are not included.
- The beam profiles feature an elliptic section for operation even in windy areas.
- The sectional beam coupling is invisible once it is installed.

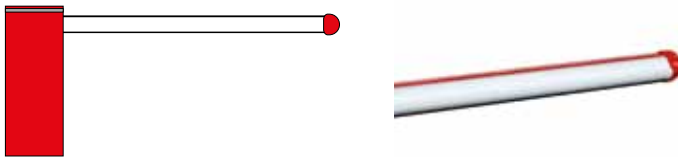
SPECIFIC ACCESSORIES



S pocket and balance screw


Item code	428436
Price (euro)	163.20

One-piece S beams



Model	Item code
One-piece S Beam 2.3 m	428045
One-piece Beam 3.3 m	428042
One-piece Beam 4.3 m	428043
One-piece Beam 5.3 m	428044

Sectional S beams



Model	Item code
S coupling	428615
Initial S Beam 2.3 m	428045
Initial S Beam 3.3 m	428042
Final S beam 2 m	428046

L: FROM 5 TO 8 m PASSAGE (8.3 m BEAM)

Accessories for L round beams depending on net gateway clearance	Lights	Skirt	Foot
from 5 m to 7 m	X	X	X
from 7 m to 7.5 m	X	X (without foot)	X (without skirt)
from 7.5 m to 8 m	X		X

- All beams are supplied with protective rubber on the bottom side and designed to fit lights on the top side. Reflective strips are not included.
- The beam profiles feature an elliptic section for operation even in windy areas.
- The sectional beam coupling is invisible once it is installed.

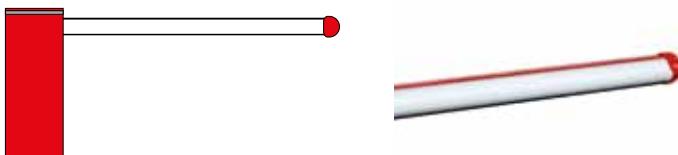
SPECIFIC ACCESSORIES



L pocket and balancing screw


Item code	428437
-----------	--------

One-piece L beams



Model	Item code
One-piece Beam L 5.3 m	428047

Sectional L beams



Model	Item code
Upright L	428616
Initial L Beam 4 m	428048
Final L Beam 2.3 m	428049
Final L Beam 3.3 m	428050
Final L Beam 4.3 m	428051

SPECIFIC ACCESSORIES



Pivoting round beams

Length 2,500 mm

Item code 428175

Price (euro) 190.70

Length 3,000 mm

Item code 428176



Stainless steel pocket for pivoting round beams (S spring required)

Item code 428163

Spring S (for pivoting round beams)

Item code 63000169



Foundation plate

Item code 490139



Integrated flashing traffic light *

Item code 410022



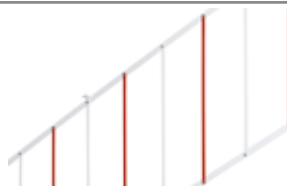
Kit for connecting S/L round beam lights

Item code 390992



Package containing 11 m LED luminous cord

Item code 390993



2 m skirt kit for S/L round beam

Item code 428441



End foot for S/L round beam

Item code 428442



Fork support plate

Item code 737621



Support fork for S/L round beam

Item code 728487



Adjustment screw for S/L round beam support fork

Item code 728488



Articulated beam kit for S round beam (max 4 m)

Item code 428444



Additional triangular release key (10 pcs package)

Item code 713002



XBAT connection kit

Item code 390080



XBAT 24 emergency battery kit (not compatible with E 124)

Item code 390923



Reflective strip kit

Item code 490117

ACCESSORIES FOR SPECIFIC USES

Release lock with customised key from no. 1 to no. 36

Item code from 71209101 to 71209136

Anti-vandal valve per B680H ()**

It protects the hydraulic system if the beam is forced

Item code 401069

Anti-panic unit ()**

For manual opening of the beam in the event of a power cut

Item code 401051

Break out sensor for pivoting round beams

Item code 390828

Notes

- (*) It is also possible to connect the FAACLED 24V external flashing light, see pg. 167
- (*) the anti-panic and anti-vandalism valve cannot be used on the same barrier.